



divali Wall Lights Hermanus


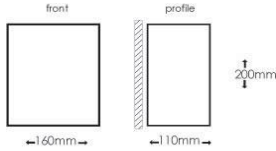

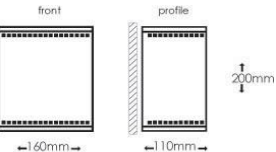

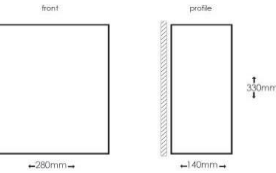

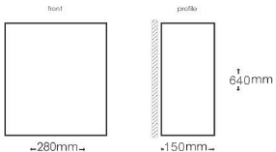

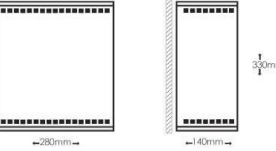
Tel: 076 720 1356


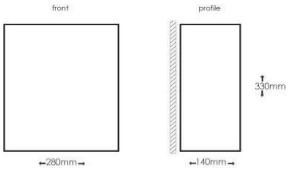

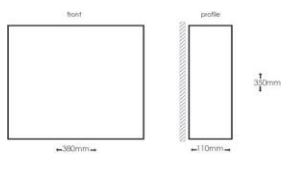

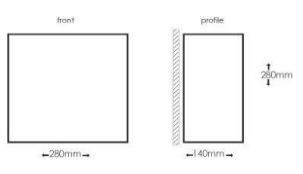

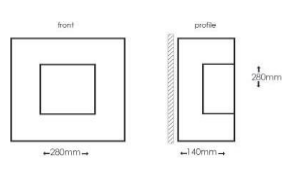

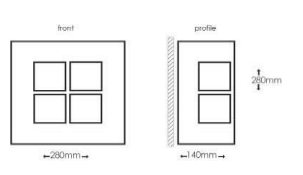

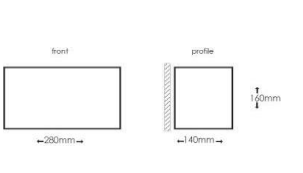

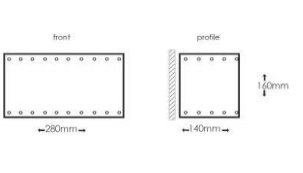
Email: info@divali.co.za


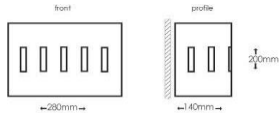
Website: www.divali.co.za

CATALOGUE OF LIGHTS


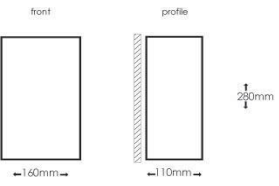

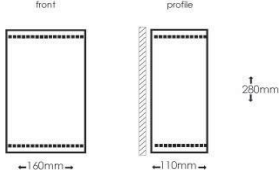

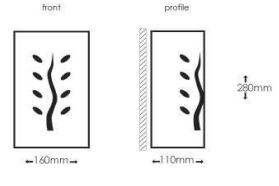

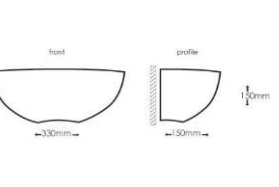

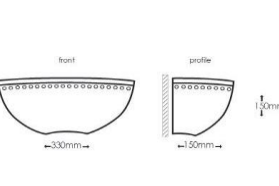

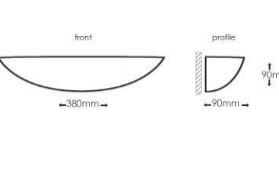
WALL LIGHTS WITH TEXTURED FINISH - EXCL. LAMPHOLDERS (see Page 4)


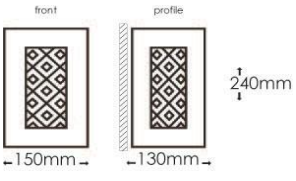

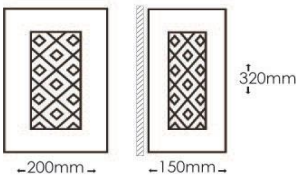
Photo	Name & Description	Code	Diagrams & measurements	Lampholder options see below for details
	WAHIBA plain Use Interior / Exterior	M-1A-N		SES#1 (Interior) takes 1 x 14w or 6W LED Bulkhead Small
	WAHIBA standard design Ridge/row square holes along top & bottom edges Use Interior/ Exterior	M-1B-N		SES#1 (Interior) takes 1 x 14w or 6W LED Bulkhead Small
	SAHARA plain Use Interior or Exterior	M-2A-N/X		DES#2 (interior) takes 2 x 11w OR BH (exterior) takes 1 x Osram deluxe 14w OR LED Bulkhead 12 W Large
	SAHARA plain EXTRA LARGE Use interior or Exterior	M-2A-XL N/X		2 x DES#2 (interior) takes 2 x 11w OR 2 x BH (exterior)/ 2 x LED Bulkhead 12W
	SAHARA standard design Ridge/row square holes along top & bottom edges Use Interior or Exterior	M-2B-N/X		DES#2 (interior) takes 2 x 11w OR BH (exterior) takes 1 x Osram deluxe 14w OR LED Bulkhead 12 W Large

	<p>KALAHARI Standard design with Zebra Print in middle Use Interior or Exterior</p>	<p>M-2C-N/X</p>		<p>DES#2 (interior) takes 2 x 11w OR BH (exterior) takes 1 x Osram deluxe 14w</p>
	<p>ATAKAMA plain Use Interior only</p>	<p>M-3A-N</p>		<p>DES#2 (interior) takes 2 x 11w</p>
	<p>BARDENAS plain Use Interior or Exterior</p>	<p>M-4A-N/X</p>		<p>DES#2 (interior) takes 2 x 11w OR BH (exterior) takes 1 x Osram deluxe 14w / LED Bulkhead</p>
	<p>BARDENAS with Window One square cutout in middle with frosted perspex at back Use Interior or Exterior</p>	<p>M-4B-N/X</p>		<p>DES#2 (interior) takes 2 x 11w OR BH (exterior) takes 1 x Osram deluxe 14w / LED Bulkhead</p>
	<p>BARDENAS 4 window 4 square cutouts forming a square with frosted perspex at back Use Interior or Exterior</p>	<p>M-4C-N/X</p>		<p>DES#2 (interior) takes 2 x 11w OR BH (exterior) takes 1 x Osram deluxe 14w / LED Bulkhead</p>
	<p>NAMIB plain Use Interior or Exterior</p>	<p>M-5A-N/X</p>		<p>SES#3 (int) takes 1 x 11w ES lamp OR BH (ext) takes 1 x Osram deluxe 14w / LED Bulkhead</p>
	<p>NAMIB standard design Row of round holes along top and bottom edges Use Interior or Exterior</p>	<p>M-5B-N/X</p>		<p>SES#3 (int) takes 1 x 11w ES lamp OR BH (ext) takes 1 x Osram deluxe 14w / LED Bulkhead</p>


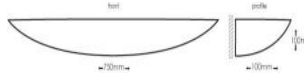

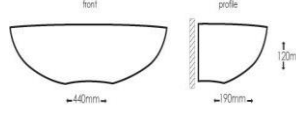

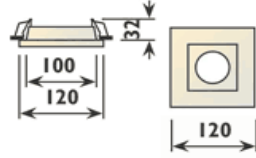



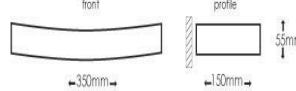
	<p>NAMIB dashes Row of 5 vertical slots along centre of shade Use Interior or Exterior</p>	<p>M-5C- N/X</p>		<p>SES#3 (int) takes 1 x 11w ES lamp OR BH (ext) takes 1 x Osram deluxe 14w</p>
--	--	----------------------	--	---


WALL LIGHTS WITH TEXTURED FINISH - EXCLUDES LAMP HOLDERS (see Page 4)









Photo	Name & Description	Code	Diagrams & measurements	Lampholder options see below for details
	<p>OLESKY plain Use Interior or Exterior</p>	<p>M-6A- N/X</p>		<p>DES#2 (interior) takes 2 x 11w OR BH (exterior) takes 1 x Osram deluxe 14w / LED Bulkhead</p>
	<p>OLESKY standard design row of square holes along top & bottom edges Use Interior or Exterior</p>	<p>M-6B- N/X</p>		<p>DES#2 (interior) takes 2 x 11w OR BH (exterior) takes 1 x Osram deluxe 14w / LED Bulkhead</p>
	<p>OLESKY sprig design Stem with leaves cutout Use Interior or Exterior</p>	<p>M-6C- N/X</p>		<p>DES#2 (interior) takes 2 x 11w OR BH (exterior) takes 1 x Osram deluxe 14w / LED Bulkhead</p>
	<p>TANAMI plain with mothhole cut out at bottom of bowl Use Interior/ Exterior</p>	<p>M-7A-N</p>		<p>SES#3 (int) takes 1 x 11w ES lamp OR BH (ext) takes 1 x Osram deluxe 14w / LED Bulkhead Small</p>
	<p>TANAMI standard design with ridge/row round holes along top edge and mothhole cut out at bottom Use Interior/ Exterior</p>	<p>M-7B-N</p>		<p>SES#3 (int) takes 1 x 11w ES lamp OR BH (ext) takes 1 x Osram deluxe 14w / LED Bulkhead Small</p>
	<p>ACCONA plain Use Interior only</p>	<p>M-8A-N</p>		<p>SES#4 (interior) takes 1 x 9w mini energy saving lamp OR DG9 Lampholder</p>


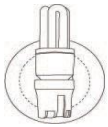

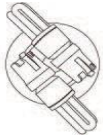

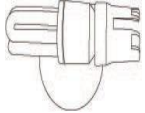

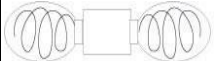
	OLTENIAN Medium size Lattice cutouts on all 3 sides Use Interior or Exterior	M-21M-N/X		SES#1 (Interior) takes 1 x 11w ES lamp OR BH (exterior) takes 1 x Osram deluxe 14w / LED Bulkhead
	OLTENIAN Large size Lattice cutouts on all 3 sides Use Interior or Exterior	M-21L-N/X		DES#2 (interior) takes 2 x 11w OR BH (exterior) takes 1 x Osram deluxe 14w / LED Bulkhead

WALL LIGHTS WITH SMOOTH FINISH - EXCLUDES LAMP HOLDERS (see Page 4)

Photo	Name & Description	Code	Diagrams & measurements	Lampholder options see below for details
	PERUVIAN Very large plain Closed bottom of bowl unless hole requested Use Interior only	M-9-N		SES#3 - 1 X 11W ES OR DG9#4 - 2 X G9 11W ES lamp
	NUBIAN plain Mothhole in bottom Use Interior only	M-10-N		SES#3 - 1 X 11W ES OR DG9#4 - 2 X G9 11W ES lamp
	CARCROSS plain small square downlight Use interior only	M-11-N		downlighter
	SECHURA plain Closed bottom Use Interior only	M-12-N		DG9#4 - 2 X G9 11W
	OWAMI plain Use Interior only	M-14-N		DG9#4 - 2 X G9 11W

	<p>PATAGONIAN plain Bottom with sandblasted glass or closed off Use Interior only</p>	<p>M-16-N</p>		<p>DG9#4 - 2 X G9 11W</p>
--	---	---------------	--	---------------------------

LAMP HOLDERS (not included in Price of Wall Light Covers) - globes excluded				
Photo	Name & Description	Code	Diagrams & measurements	Lamp holder options see below for details
	<p>Standard small white oval bulkhead</p>	<p>BH</p>		<p>Takes Max 60W ES lamp or 11W energy saving lamp</p>
	<p>LED Bulkhead Small Height = 100mm Width = 168mm Depth = 58mm</p>	<p>BH280B</p>		<p>LED 6 W</p>
	<p>LED Bulkhead Medium Height = 116mm Width = 172mm Depth = 71mm</p>	<p>BH249B</p>		<p>LED 8 W</p>
	<p>LED Bulkhead Large Height = 220mm Width = 143mm Depth = 78mm</p>	<p>BH251B</p>		<p>LED 12 W</p>

	<p>Wall bracket holding 1 x ES ceramic lampholder vertically</p>	<p>SES#1</p>	 <p>Internal wall bracket single ES lampholder</p>	<p>Takes 1 x 11w screw in lamp</p>
	<p>Wall bracket holding 2 x ES ceramic lampholders - one points up/one points down</p>	<p>DES#2</p>	 <p>Internal wall bracket double ES lampholder</p>	<p>Takes 2 x 60W ES lamps or 11W energy saving lamps</p>
	<p>Wall bracket holding 1 x ES ceramic lampholder horizontally (shade with bar at back hangs over this bracket)</p>	<p>SES#3</p>	 <p>Internal wall bracket single ES lampholder</p>	<p>Takes 1 x 60W ES lamp or 14W energy saving lamp</p>
	<p>DG9 lampholders - one at either end</p>	<p>DG9#4</p>	 <p>Int G9 x 2 lamp</p>	<p>Takes 2 x G9 40W halogen capsules or 2 x G9 11W energy sav.</p>